

# DATA SHEET

## Richtkoppler, 1,2-1,5 GHz, 1kW

DESY-MHFe, Vers. 1.0

Juni 2012

Type: PFU  
Manufacturer: DESY-MHFe, P.Fu



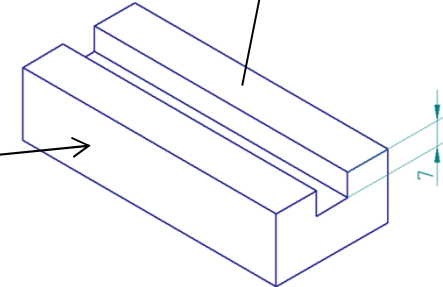
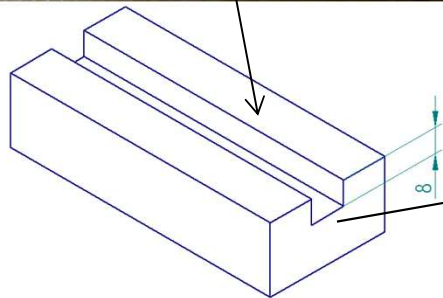


### Technical Data:

	unit	min.	nom.	max.	remarks
Frequency Range	MHz	1200	1300	1500	
Coupling	dB	24.5	25.0	25.6	
Insertion Loss	dB			0.2	
Return Loss	dB	30	35		
Directivity	dB	20			
Average Power	W <sub>CW</sub>			1000	
Electrical delay	ps		470		
Insertion Phase	degree	-157	-140	-106	
Connectors					7/16 male-female

# Petra FB Richtkoppler

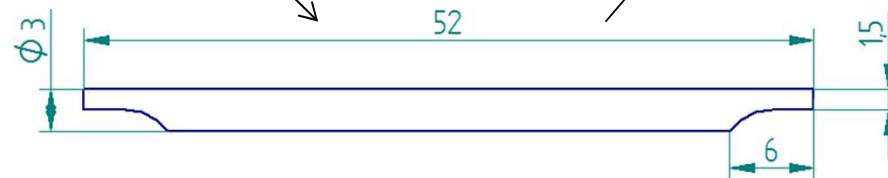


RF Hamdesign Typ FPR HP 7/16

DESY PFU



abgedreht auf Mittelleiter 5mm

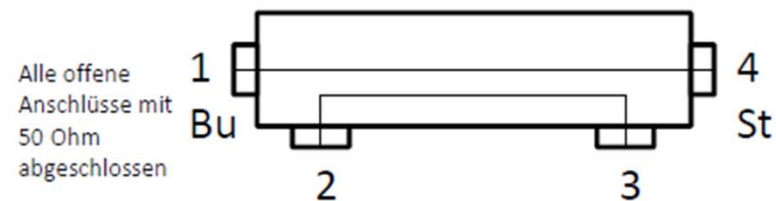
neues Gehäuse gefräst



# Richtkoppler „DESY PFU“

01.06.2012

Gemessen mit Rohde&Schwarz FSH8 bei 1,3GHz in dB										
SN	s11	s22	s33	s44	s21	s31	s34	s24	s41	s14
1	-33,10	-35,40	-37,20	-34,90	-25,48	-52,38	-25,45	-54,08	-0,07	-0,07
2	-31,9	-35,7	-35,15	-30,5	-24,53	-57,30	-24,50	-56,30	-0,13	-0,09
3	-34,46	-31,89	-31,29	-38,00	-25,05	-58,92	-25,08	-53,96	-0,03	-0,03
4	-35,14	-41,22	-35,41	-35,40	-24,50	-55,15	-24,50	-52,34	-0,12	-0,13
5	-33,32	-37,38	-38,25	-30,90	-25,35	-55,61	-25,28	-50,55	-0,05	-0,07
6	-30,50	-41,00	-43,90	-30,60	-25,30	-57,00	-25,26	-53,20	-0,10	-0,09
7	-32,10	-38,70	-39,00	-31,80	-25,60	-51,00	-25,60	-49,50	-0,09	-0,10
8	-36,17	-36,90	-36,50	-35,00	-25,55	-54,00	-25,60	-52,19	-0,06	-0,06
9	-39,58	-37,33	-35,69	-32,30	-25,40	-56,17	-25,35	-53,90	-0,15	-0,12
10	-31,30	-37,00	-34,00	-37,30	-24,80	-50,81	-24,80	-50,00	-0,16	-0,16



Elektrische Länge von Port 1 nach Port 4 ca. 140mm

# Richtkoppler „DESY PFU“ SN7

S11 Port 1



S11 Port 2



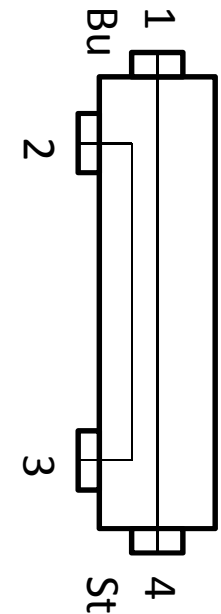
S11 Port 4



S11 Port 3

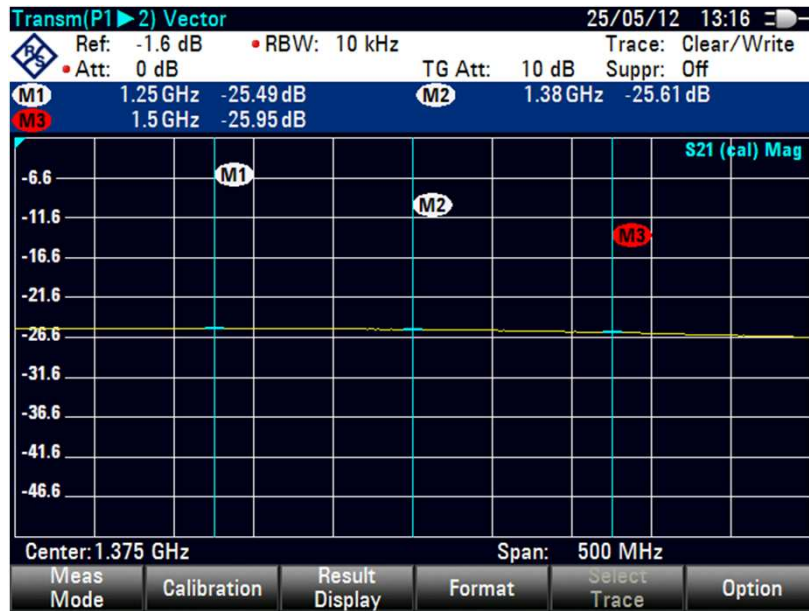


Alle offene  
Anschlüsse mit  
50 Ohm  
abgeschlossen

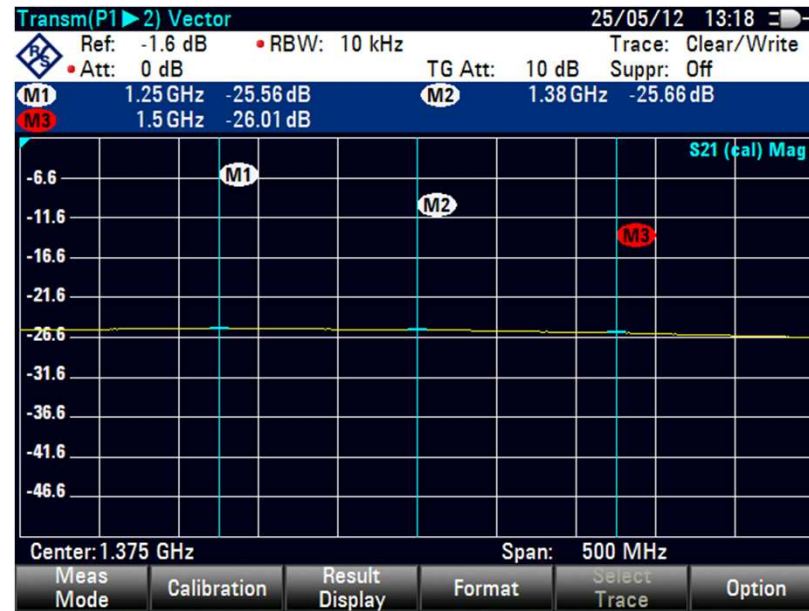


# Richtkoppler „DESY PFU“ SN7

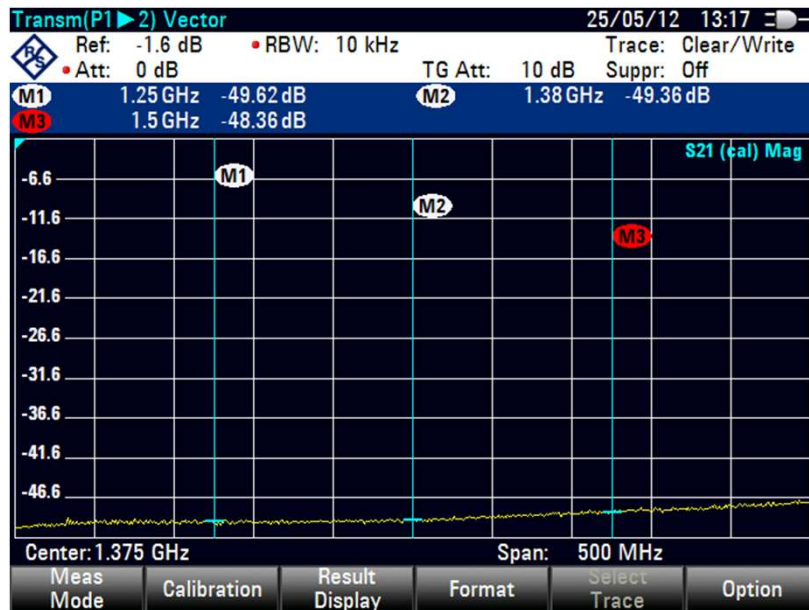
S21 Port 1 zu 2



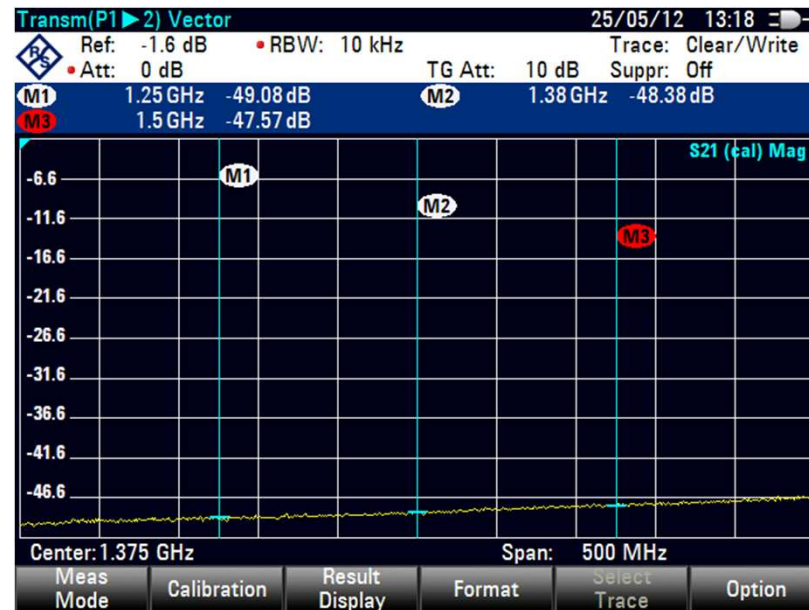
S21 Port 4 zu 3



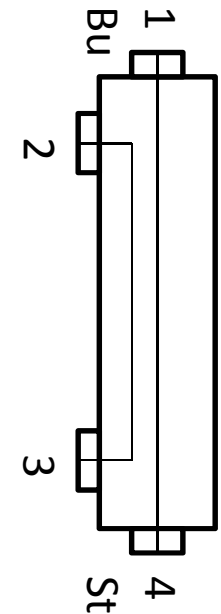
S21 Port 1 zu 3



S21 Port 4 zu 2



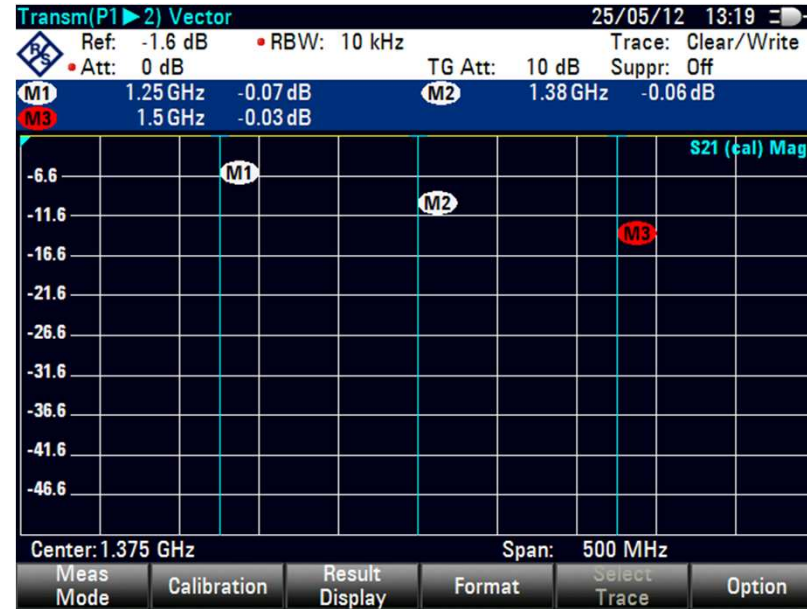
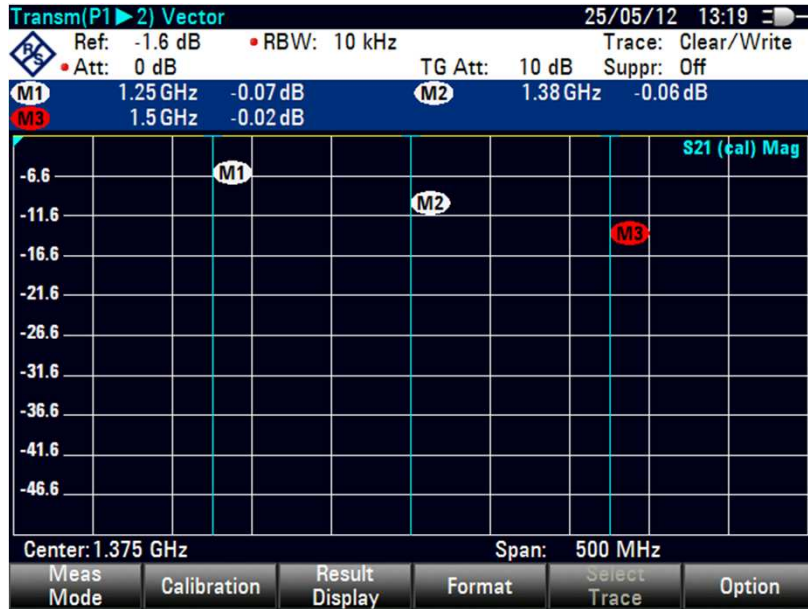
Alle offene  
Anschlüsse mit  
50 Ohm  
abgeschlossen



# Richtkoppler „DESY PFU“ SN7

S21 Port 1 zu 4

S21 Port 4 zu 1



Alle offene  
Anschlüsse mit  
50 Ohm  
abgeschlossen

